



# Reading Borough Council Presentation

Chief Constable Jason Hogg

Chief Superintendent Felicity Parker

16<sup>th</sup> March 2026





# Our People



**5074**  
Police  
Officers\*



**3863**  
Police  
Staff\*

**252** Police Community  
Support Officers

**186** Special  
Constables

**1880** Volunteers,  
Temps,

**369** Neighbourhood  
Officers  
Contractors/Partner  
Agency and Cadets



# Recruitment



774 Officers recruited into TVP during the 2022 uplift

369 PC's to Neighbourhood

24/25 - 8% from an ethnic minority background

24/25 - 37% of our new recruits are female

25/26 YTD Sept25 – 38% of new recruits are female

25/26 YTD Sept25 - 7% from an ethnic minority background

# Force Review – LCU model

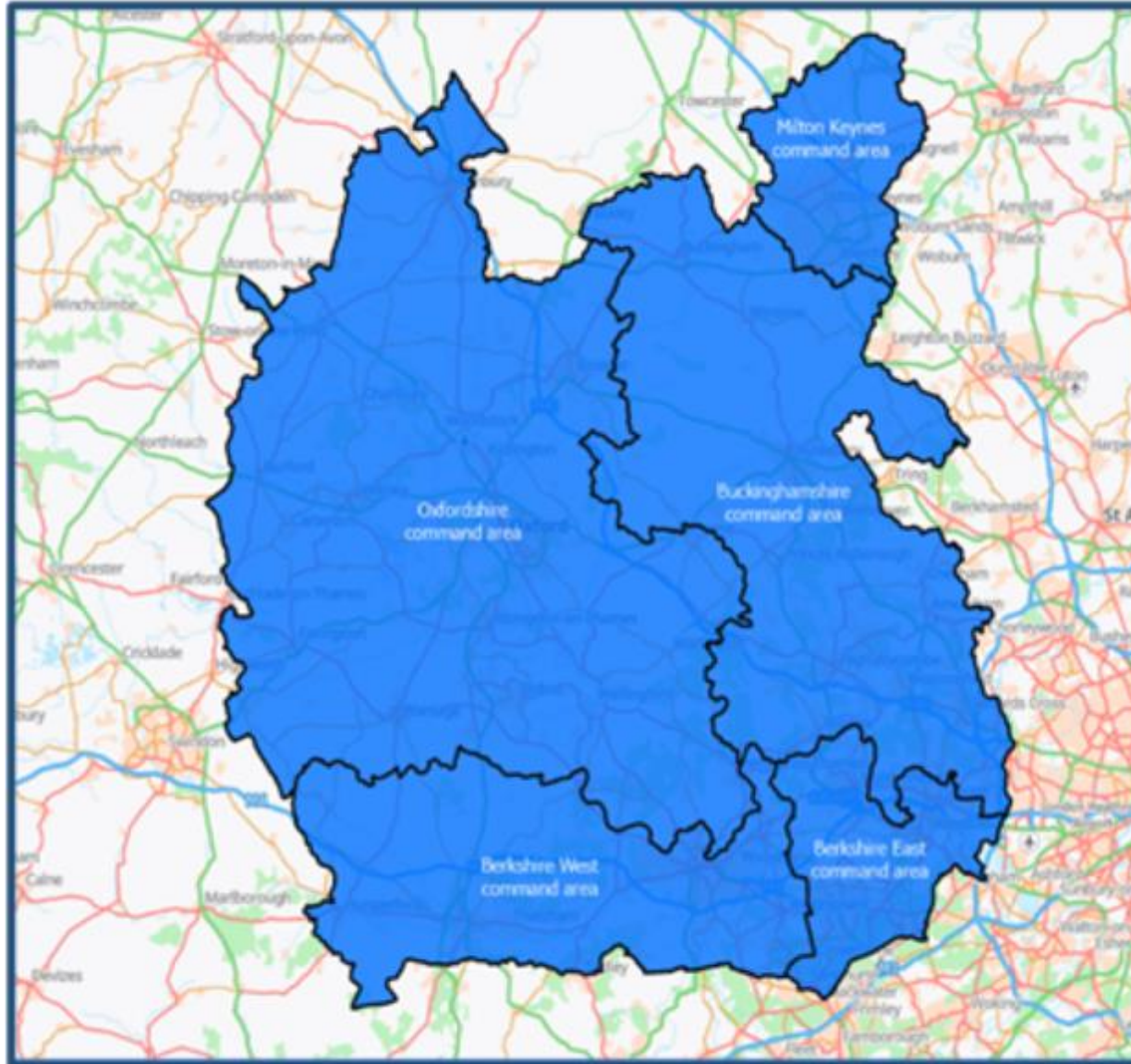
£16.1m savings delivered  
(£4.6m from the LCU  
changes)

Double the numbers of  
Neighbourhood PCs

Additional Incident &  
Crime Response  
Sergeants

Introduction of Harm  
Reduction Units

↑ Child Abuse  
Investigation Unit DC's



↑ Domestic Abuse  
Investigation Units DC's

Resilient Commands  
with C/Supt leadership

Dedicated Mental Health  
Officers

Increased Schools  
Officers

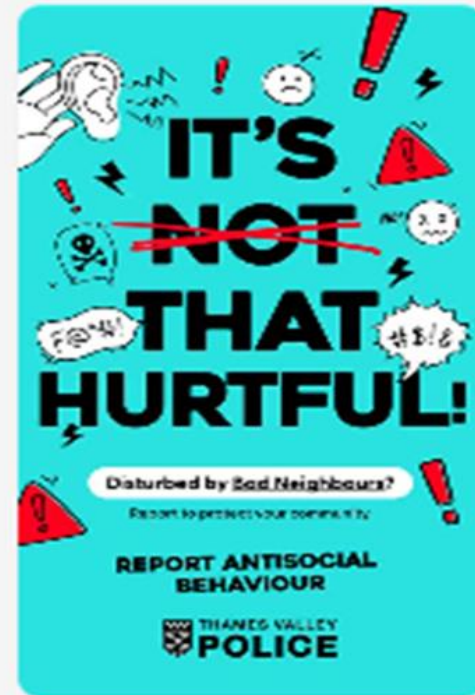
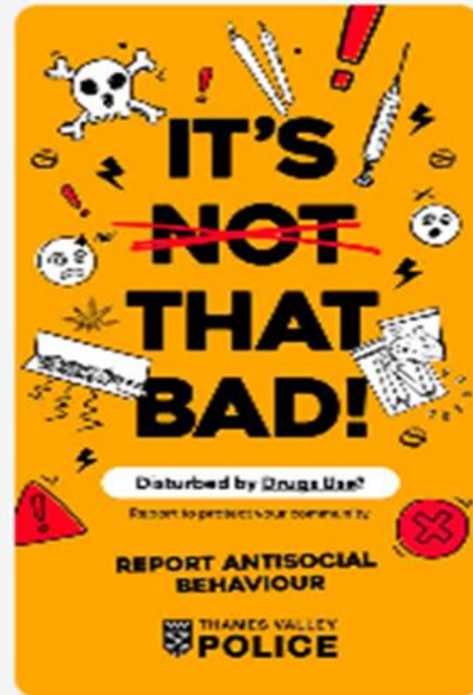
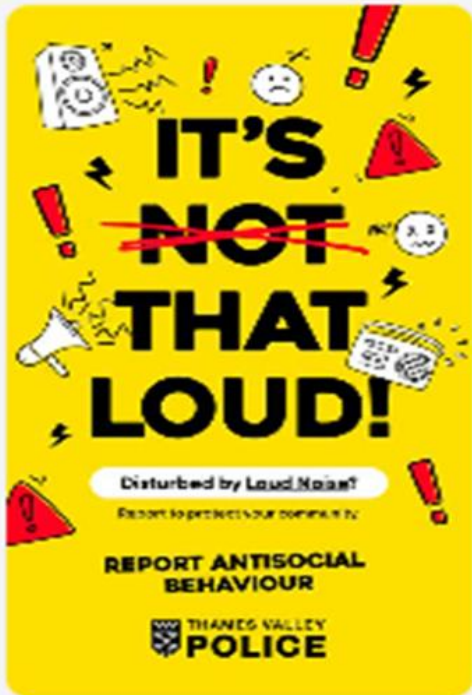
Domestic Abuse  
Investigation Units  
managed locally



# Neighbourhood Policing

## ASB CAMPAIGN

The aim of the campaign was to target areas that are currently under-reporting – launched in Spring this year.. We have a number of communication streams throughout the campaign inclusive of radio ads, social media posts as well as targeting online spaces such as snapchat, which is something that we have never done before at TVP. Please see below for campaign images. We have worked in collaboration with Milton Keynes University students as well as Digital Deli, recommended by our West Yorkshire colleagues. Due to the success that we have seen from this campaign, we delivered phase 2 over the summer.





# Neighbourhood Policing

## Anti-Social Behaviour

### Crime (YTD)

LPA	Count Previous	Count Current	Count Change	% Change	Current per 1000 Pop
Buckinghamshire	545	888	343	63%	0.35
Berkshire East	614	944	330	54%	0.38
Oxfordshire	774	1,185	411	53%	0.47
Milton Keynes	445	672	227	51%	0.27
Berkshire West	674	976	302	45%	0.39
Not recorded		6	6	0%	0.00
Out of Force	3	1	-2	-67%	0.00
<b>Thames Valley</b>	<b>3,055</b>	<b>4,672</b>	<b>1,617</b>	<b>53%</b>	<b>1.86</b>

Reports of antisocial behaviour incidents and crimes from 1 to 27 August 2025 have increased by **59.5%** compared to August 2024. Across the whole force, reports have increased by **27%** compared to August 2024.

We expect to see the positive outcomes rise in the coming months, as many of these are not instant to put in place – however, so far in August positive outcomes across the force are up by **8%** compared to August 2024. And use of CPN/CPWs is up by **38%** this month, compared to last year.

### Incidents (YTD)

LPA	Count Previous	Count Current	Count Change	% Change	Current per 1000 Pop
Not recorded	7	13	6	86%	0.01
Out of Force	21	33	12	57%	0.01
Milton Keynes	1,303	1,757	454	35%	0.70
Berkshire East	1,642	2,072	430	26%	0.82
Buckinghamshire	1,828	2,164	336	18%	0.86
Oxfordshire	2,419	2,619	200	8%	1.04
Berkshire West	2,263	2,444	181	8%	0.97
<b>Thames Valley</b>	<b>9,483</b>	<b>11,102</b>	<b>1,619</b>	<b>17%</b>	<b>4.41</b>



# Neighbourhood Policing

## Number of hours of patrol within Safer Streets Hotspots

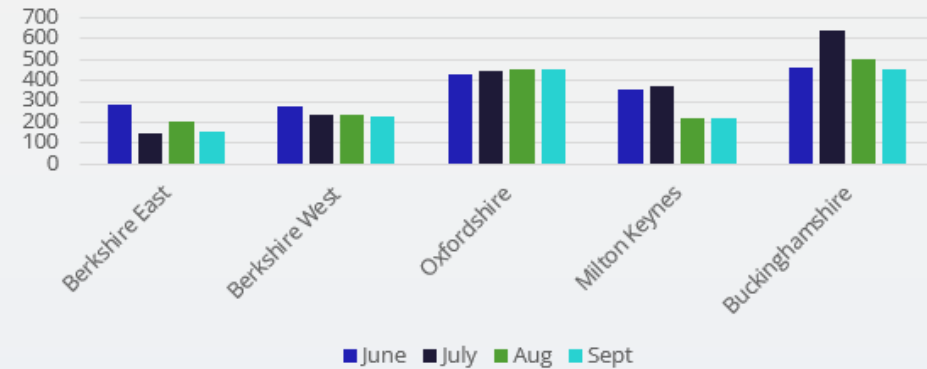
Total amount of patrols completed	June	July	Aug	Sept
Berkshire East	286	149	203	153
Berkshire West	275	233	233	227
Oxfordshire	432	449	453	458
Milton Keynes	354	377	224	220
Buckinghamshire	462	638	505	456
<b>TVP Total</b>	<b>1809</b>	<b>1846</b>	<b>1618</b>	<b>1514</b>

These are valid hotspot patrols that are at least 15 minutes in duration and conducted on foot

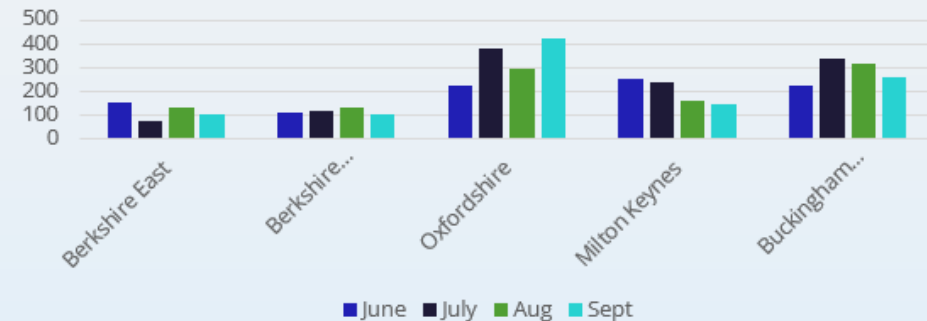
Total amount of hours completed	June	July	Aug	Sept
Berkshire East	151	77	130	102
Berkshire West	115	119	134	101
Oxfordshire	226	377	292	423
Milton Keynes	256	242	158	148
Buckinghamshire	223	339	317	258
<b>TVP Total</b>	<b>971</b>	<b>1154</b>	<b>1031</b>	<b>1032</b>

Increased patrol hours across TVP compared with June 2025 in our safer streets locations

Total amount of patrols completed



Total of hours patrolled

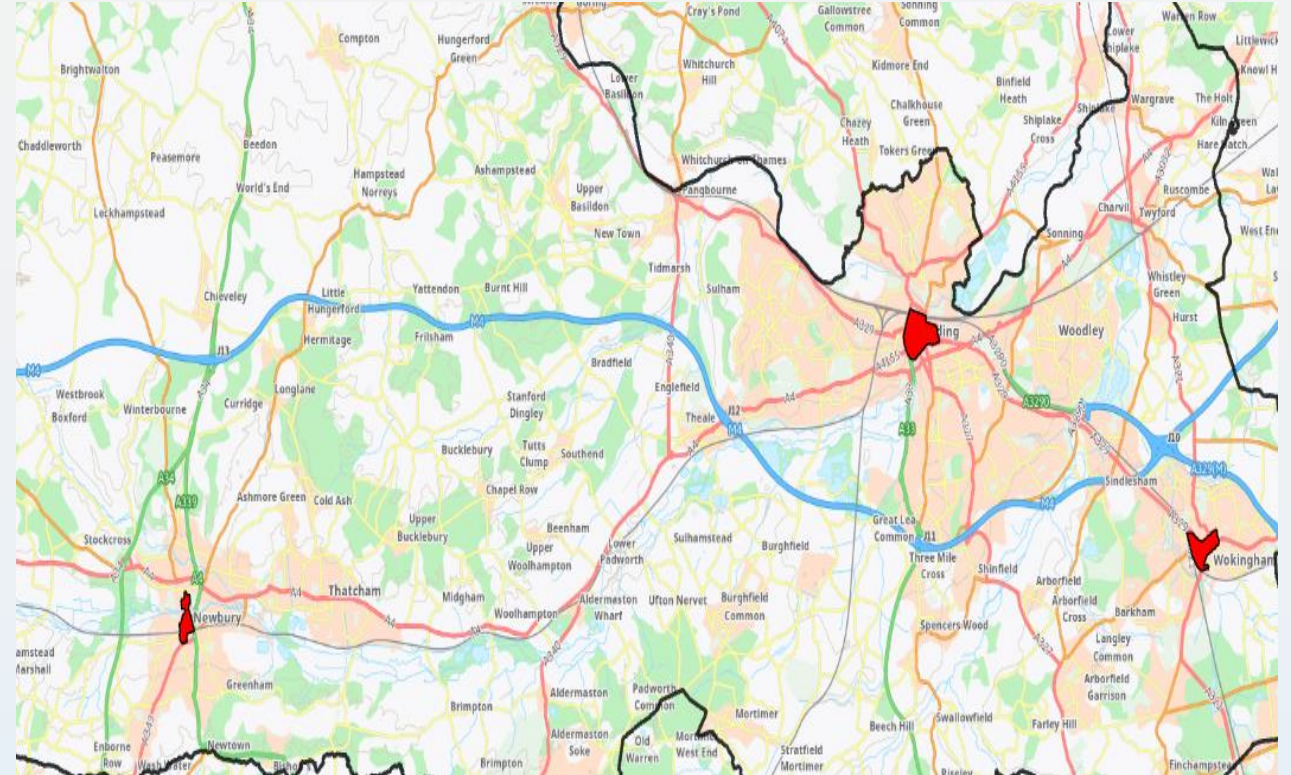




# Neighbourhood Policing

Berkshire West safer street hotspots were in Reading / Wokingham / Newbury

Home office Monitored incidents / Crimes	2024	2025	Percentage increase or decrease
Reported ASB Incidents (non crime)	66	9	-86.36%
Reported ASB Related crimes	31	43	38.71%
Robbery incidents reported to the police	26	16	-38.46%
Theft incidents reported to the police	55	38	-30.91%
<b>Total reported in this category</b>	<b>178</b>	<b>107</b>	<b>-39.89%</b>
<b>Home Office Monitored arrests</b>			
Shoplifting arrests	36	44	22.22%
Robbery arrests	11	4	-63.64%
Theft arrests	4	3	-25.00%
<b>Total arrests in this category</b>	<b>51</b>	<b>51</b>	<b>0.00%</b>



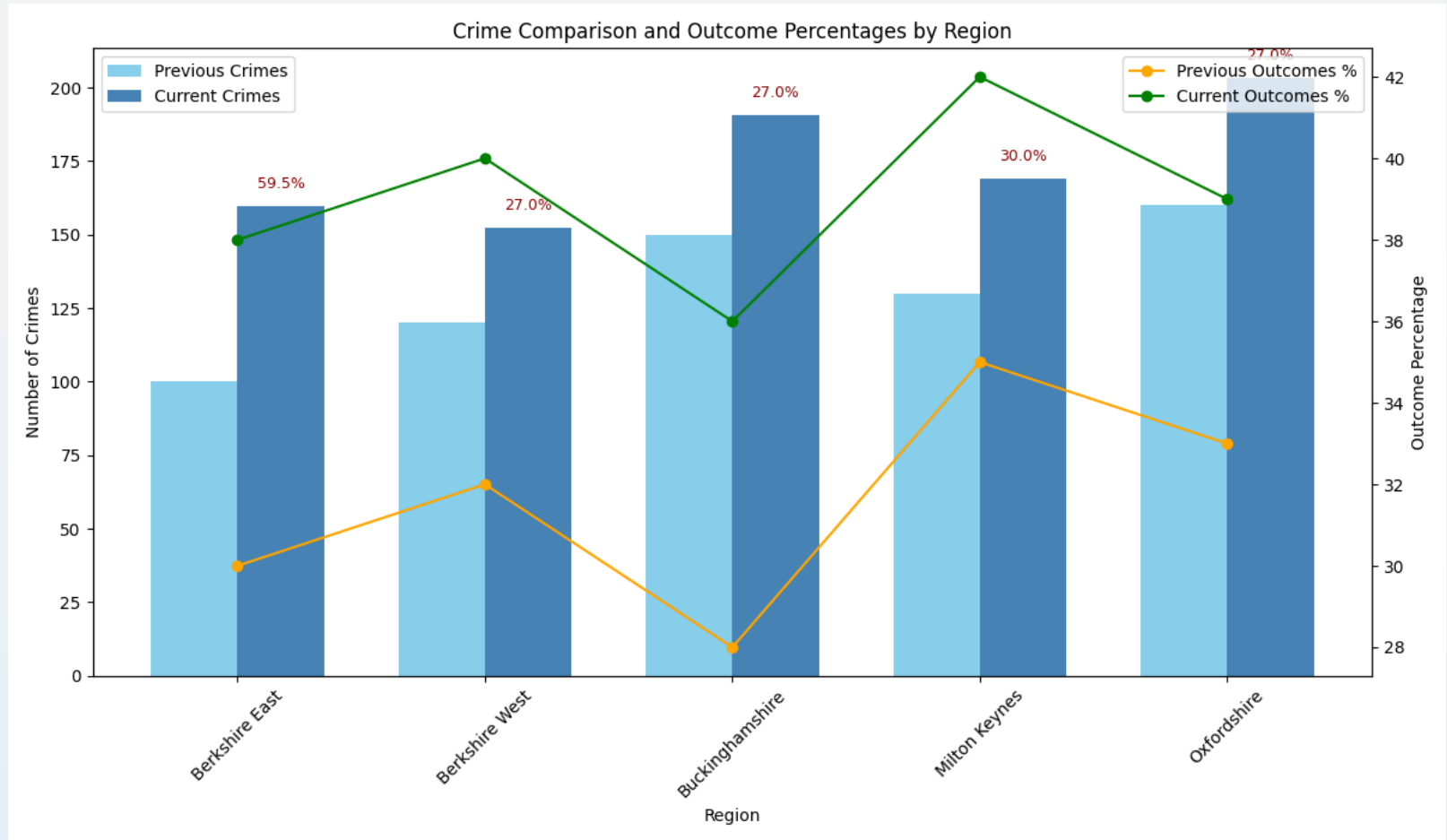


# Retail Crime



## Shoplifting Arrests April 2025- October 2025.

LCU	Arrests previous period	Arrests current period	% change
Berkshire West	325	304	-6%
Oxfordshire	304	298	-2%
Berkshire East	229	182	-21%
Milton Keynes	156	266	71%
Buckinghamshire	148	197	33%
Out of Force	1		-100%
<b>Total</b>	<b>1,145</b>	<b>1,215</b>	<b>6%</b>



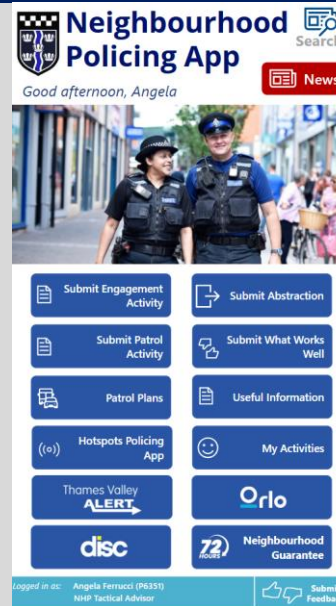


# TVP Innovation: Neighbourhood APP & 72 Hour Contact APP

## ISSUE

- How can we best capture the activities and work of our Neighbourhood Policing Teams (Accountability)?
- How can we better understand and appreciate the breadth of the work carried out by our Neighbourhood Policing Teams?
- How can we better understand the impacts that our Neighbourhood Policing Teams have on our communities?

## INNOVATION



## IMPACT

- Increased accountability
- Improved understanding of the work & impact of our NHPTs
- Officers and staff able to remain visible, on NH's for longer
  - Better visibility of 'informal' neighbourhood abstractions
  - Convenient & easy to use – everything they need, in one place
- The ability to better scrutinise activities and provide direction
  - SIPO toolkits – improved performance oversight (health-checks)
- Consistency & standardisation



# Contact Management and Digital 101

(February 2026)

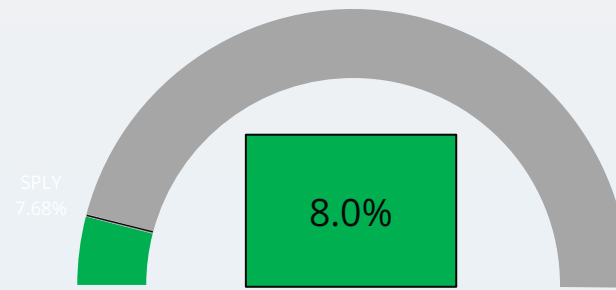
## Our Goals

- Ensure 90% of 999 calls are answered within 10 seconds
- Reduce the YTD average speed to answer to 101 calls to 4 minutes
- Reduce negative abandonment rate for 101 calls

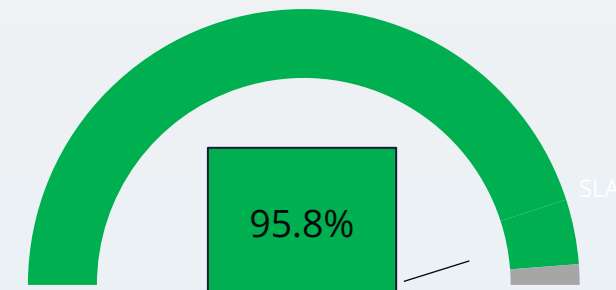
101 Average Wait



101 Abandon Rate



999 Service Level



## Future Innovation

- Speech and text analytics – Software to better understand and manage our demand – March 2025
- AI Chabot's to handle non-emergency requests – These can assist in reporting minor crimes or providing information to the public, freeing up resources to focus on demand. – May 2025




# Rural Crime

2025 Calendar Year



**836**  
Crime  
Prevention  
Advice given

**579** Stop  
Searches with  
a 43% find rate




**1,665**  
Social Media  
Posts



**175**  
Drone  
Deployments



**£5.4 million**  
Recovered (14.2m  
Total)



**686**

S163 Road Traffic  
Act stops



**254** - people  
arrested for  
423 offences

**797**  
Intel  
Submissions





# Rape and Sexual Offences

## Rape – Positive outcomes and rate

Rape	2023/24	2024/25	2025/26 YTD*
Positive outcomes	141 (+17%)	174 (+23.4%)	*120 (+10%)
Charge rate	6.1%	7.2%	7.1%*

- Year on year increase in positive outcomes and charge rate
- Charge rate impacted by 12% increase in recorded rape (trust and confidence)

## Other Sexual Offences – Positive outcomes and rate

OSO	2023/24	2024/25	2025/26 *YTD
Positive outcomes	483 (+13%)	428 (-11%)	364* (+47%)
Charge rate	12.4%	9.5%	11.6%*

- Significant increase in charge outcomes and charge rate. Focus in force on non-contact sexual offences and numerous outcomes linked to Operation Yeomanry (repeat sexual offenders) and Operation Vedette (pre-cursor sexual offences and suspicious incidents) as part of the RASO operational delivery framework, recognised and funded by the Home Office.



# Harm Reduction Units

- The Harm Reduction Unit (HRU) identifies and works with a cohort of individuals who require intensive police intervention to reduce the chronic harm they are suffering from or causing. Intervention could be on a short or a long-term basis.
- The HRU prioritises safeguarding and harm prevention through a consistent approach across five key areas; Domestic Abuse, Child Exploitation, High Harm, Mental Health and Schools and Youth Justice specifically addressing exploitation and the expanded use of Police and Civil powers, in alignment with Thames Valley Police's commitment to protecting vulnerable people.
- A key area of the HRU is obtaining and enforcing Protective Orders.



# Protective Orders

## Domestic Violence Disclosure Scheme

DVDS Applications (Jan - Dec)			
	2023	2024	2025 (to end Sept)
Right to Ask	1017	1615	1771
Right to Know	246	316	409
<b>Total</b>	<b>1263</b>	<b>1931</b>	<b>2180</b>

- The number of DVDS applications for both RTA and RTK continues to increase year on year.
- DVDS **disclosures up by 35.6%** as of end Sept 2025 compared to all of 2024.
- **154% increase** in number of disclosures given **within 28 days** (to end of Sept 2025) compared to whole of 2024

## Domestic Violence Protection Orders

	2023	2024	2025 (YTD)
DVPO applications at court	287	325	280
DVPO Granted	262	299	268
Conversion Rate	91.29%	92%	95.71%

- Current DVPO figures are comparable to those recorded last year.

## Stalking Protection Orders

	2023	2024	2025 (YTD)
Full Order	17	40	62
Interim Order	2	4	11
Out of Force	2	11	8
<b>Total</b>	<b>21</b>	<b>55</b>	<b>81</b>

- Year on year increase in SPOs obtained – **47%** year to date **increase** compared to 2024.



# Road Safety



	2024 (April to December)	2025 (April to December)
<b>FPNs – Speed (officer)</b>	3,741	4,338
<b>FPNs - Seatbelts</b>	2,391	2,895
<b>FPNs - Mobile Phone</b>	2,082	1,845
<b>FPNs – Driving without due care &amp; attention</b>	1,802	1,890
<b>Total FPNs</b>	<b>10,016</b>	<b>10,968</b>
<b>Speed – Camera offences</b>	148,414	151,777
<b>Drink / Drug driving arrests</b>	7,670	7,835
<b>Other traffic related offences</b>	2,974	3,379
<b>Total arrests for Traffic related Offences</b>	<b>10,644</b>	<b>11,214</b>



# Road Safety



Number of Collisions	2024 (Jan-Dec)	2025 (Jan-Dec)
<b>Fatal Collisions</b>	52	64
<b>Serious Injury Collisions</b>	447	490
<b>Slight Injury Collisions</b>	4,400	4,291
<b>Total Collisions with injury</b>	<b>4,899</b>	<b>4,845</b>

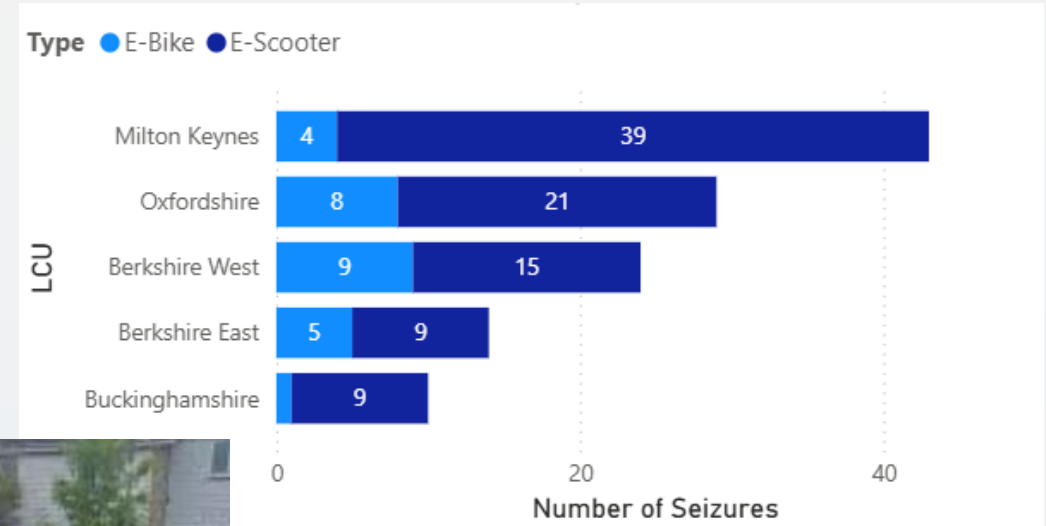
Road Related Incident Demand	2024 (Jan-Dec)	2025 (Jan-Dec)
<b>Collision Incident Demand</b>	14,853	15,712
<b>Highway Disruption Demand</b>	16,441	17,019
<b>Other Road Related Demand</b>	17,412	18,021
<b>Total Road Related Incident Demand</b>	<b>48,706</b>	<b>50,752</b>

	2024 (Jan-Dec)	2025 (Jan-Dec)
<b>E-Scooter / E-Bike seizures by Police</b>	529	1,139



# E-Scooter & E-Bike Seizures (VRS Data)

E-Scooter & E-Bike Seizures by LCU in September 2025



E-Scooter & E-Bike Seizures Mapped in September 2025



# September Overview of E-Bike Engagement

ENGAGEMENTS		PATROL ACTIVITIES	
Total Number of Engagement Submitted in September 2025	<b>38</b> <b>(-10)</b>	Total Number of Patrol Activities Submitted in September 2025	<b>84</b> <b>(-26)</b>

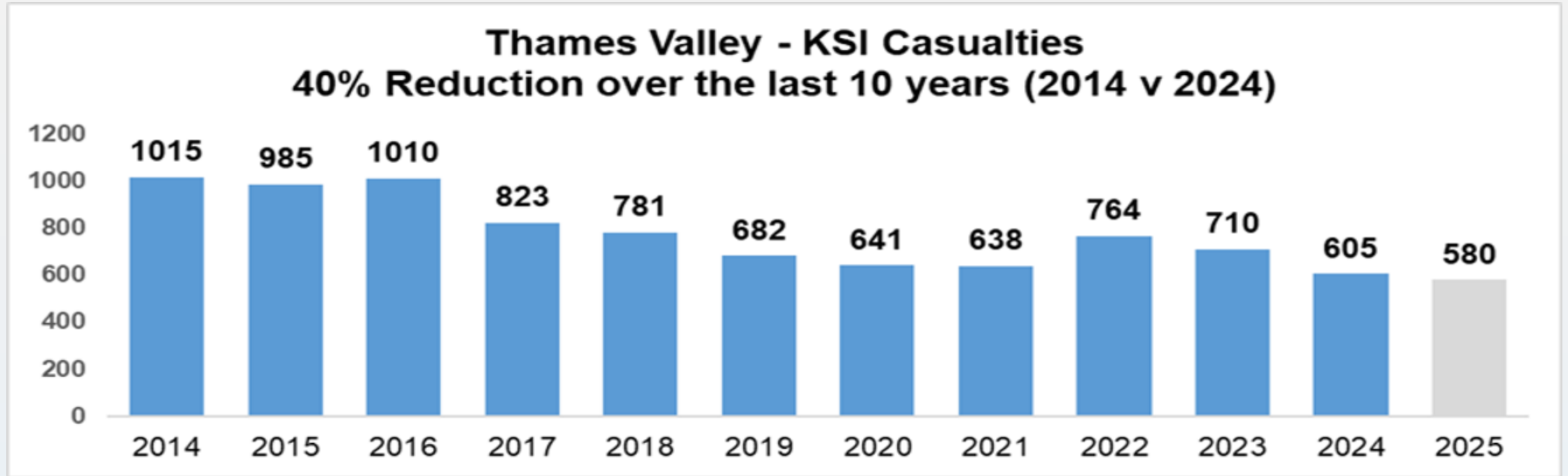
\*Please note that there is a minimum 14 day delay between e-scooters and e-bikes being seized and being subsequently destroyed

SEIZURES						DESTRUCTIONS					
September 2025			YTD			September 2025			YTD		
Total Number of Seizures in September 2025	<b>120</b> <b>(-26)</b>	E-Scooters	<b>93</b> <b>(-3)</b>	E-Scooters	<b>490</b>	Total Number of Destructions in September 2025	<b>74</b> <b>(-28)</b>	E-Scooters	<b>68</b> <b>(-9)</b>	E-Scooters	<b>379</b>
		E-Bikes	<b>27</b> <b>(-19)</b>	E-Bikes	<b>233</b>			E-Bikes	<b>6</b> <b>(-19)</b>	E-Bikes	<b>127</b>
						Number of Destructions Pending in September 2025	<b>44</b>	E-Scooters	<b>25</b>		
								E-Bikes	<b>19</b>		



# KSI Casualties Long term trend

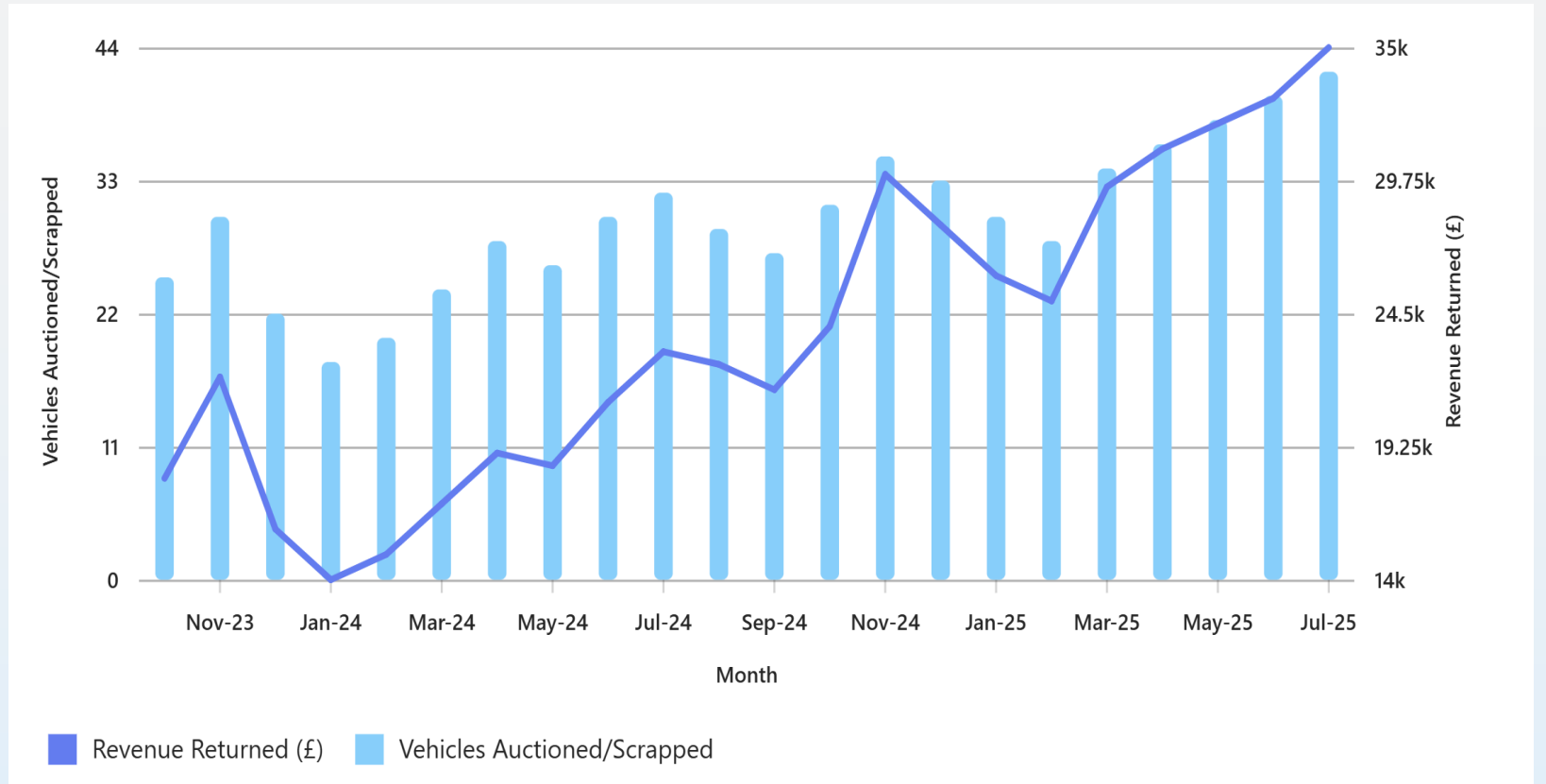
## Persons killed and seriously injured on roads



	2014	2015	2016	2017	2018	2019	2020	2021	2022	2023	2024
<b>Fatal</b>	77	68	93	70	79	56	72	58	57	46	4
<b>Serious Injury</b>	938	917	915	753	702	626	569	580	707	664	561



# Op Torchlight Stats





# Roads Tasking Team



The structural framework for the Tasking Team has been reinstated and will comprise of 1 Sergeant and 4 Constables.

Recruitment has been successfully completed, and operational processes are currently in progress. The team relaunch is scheduled for 16 February 2026, aligning with the anticipated posting dates for the appointed officers



# Protest Picture for TVP



## Protest Arrests 2025

16<sup>th</sup> April – Palestine Action Group roof top protest at defence contractor South Bucks – 2 x arrest for criminal damage, charged and awaiting trial.

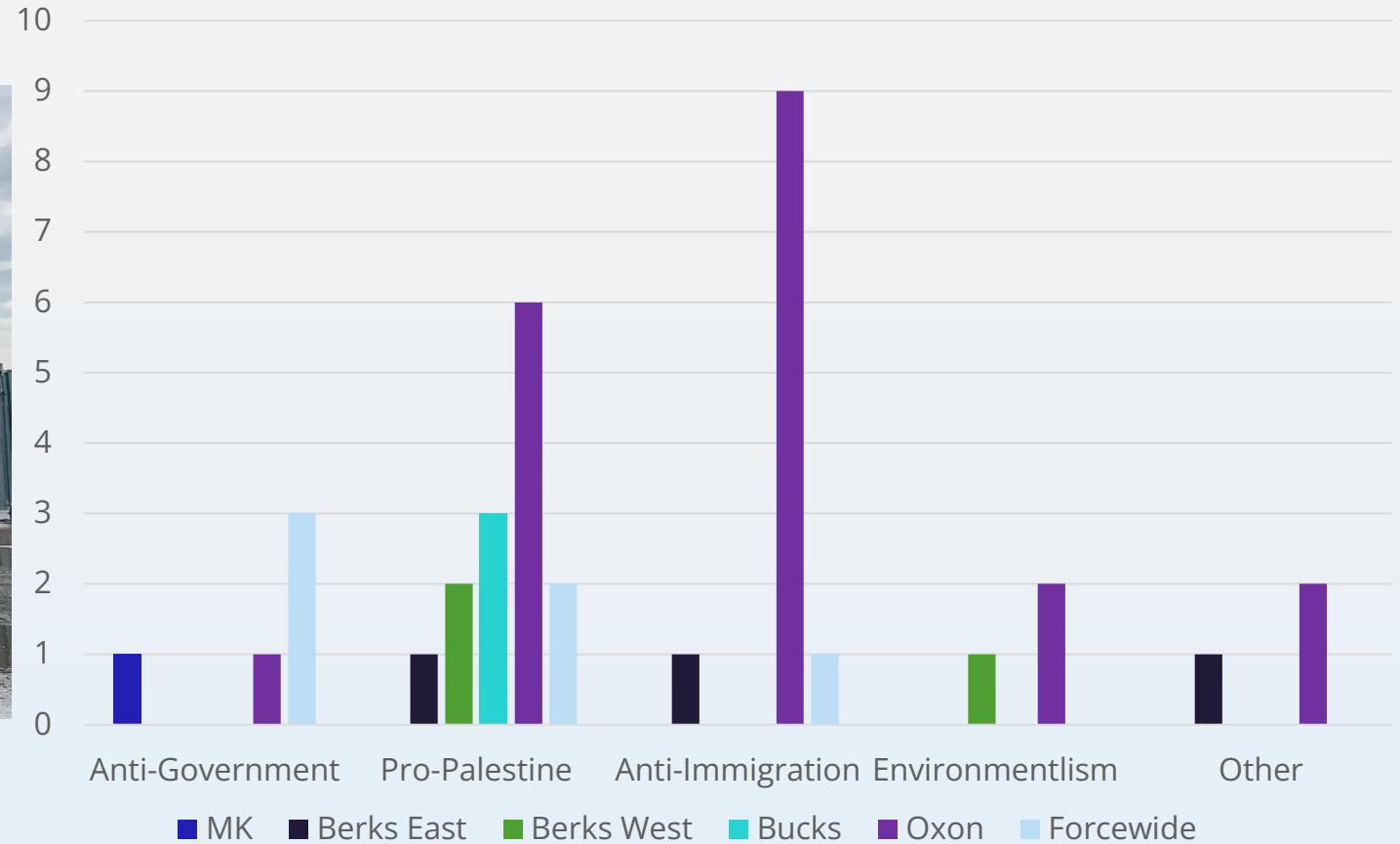
16<sup>th</sup> August – Pro-Palestine protest at RAF High Wycombe – 1 x arrest for assault without injury – dealt with by OoCD.

16<sup>th</sup> September – Operation Liberty, Windsor – 4 x arrests for Mal comms and Public Nuisance – NFA.

18<sup>th</sup> October – Anti-Immigration protest Oxford – 2 x arrests for S5 POA – dealt with by OoCD

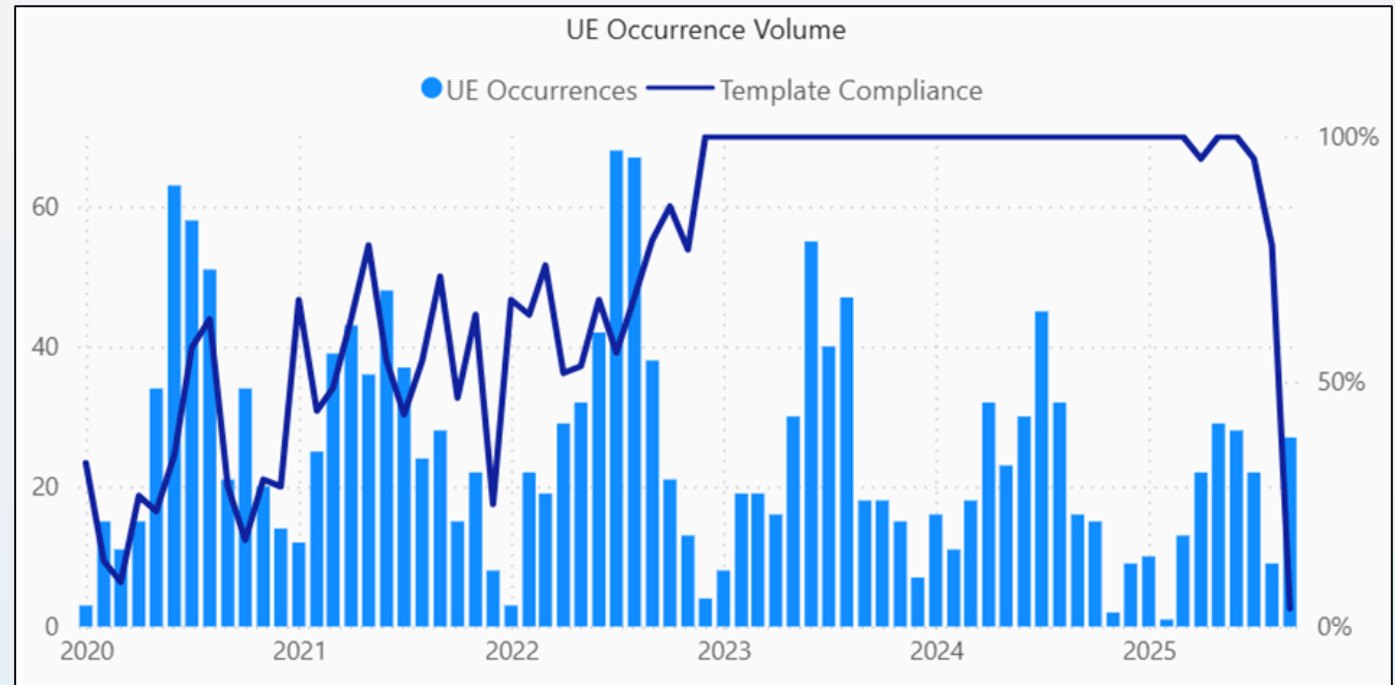


# Policed Protest by LCU / Thematic





# Unauthorised Encampment Demand Reduction





# Trust and Confidence Community Survey

Five domains of policing that influence the public's perceptions of police trustworthiness were identified and continue to be measured:

1. Police effectiveness
2. Feelings of Safety
3. Data and the use of new or emerging technologies
4. Impartiality
5. Communication and Visibility

\*plus a question on personal experiences



# What did the survey tell us?

## Perceptions of Crime & Safety

On average, 9 in 10 residents in TVP's policing area feel safe, however 2 in 3 are still worried about crime in their local area, with anti-social behavior, public harassment and serious violence being residents' primary concerns

## Perceptions of TVP

On average 7 in 10 residents think TVP is doing an excellent / good job, this falls to 6 in 10 among women and 4 in 10 among residents aged 55+.

## Communication & Visibility

On average, 7 in 10 residents see police patrolling monthly or more regularly and feel very or fairly informed on TVP's local policing activities. More visible patrols, community space/event visits and social media posts are desired.

## Emerging Technology

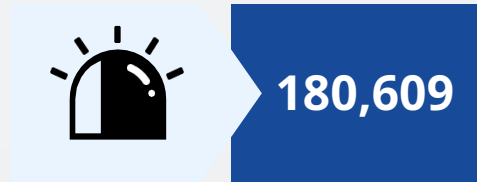
Overall, 8 in 10 residents support Thames Valley Police using emerging technologies, with crime data to support patrolling and facial recognition technology to identify suspects being the most favoured (69% and 62% respectively).

# Force Activity 1<sup>st</sup> April 2025 – 5<sup>th</sup> March 2026

## CONTACTS FROM PUBLIC



## INCIDENTS ATTENDED



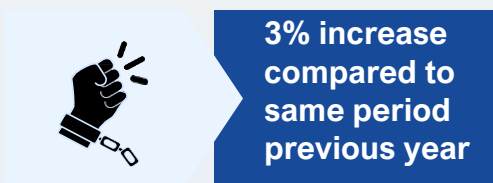
## MISSING PEOPLE FOUND



## ARRESTS



## DOMESTIC ABUSE



## RAPE CHARGES



## OTHER SEXUAL OFFENCES



## SOLVED CRIME



## HOMICIDE CRIMES



## OVERALL CRIME CHARGES












# Local Slides



# Crime Type Analysis – Reading

April 2025 – Jan 2026 (SIMI Data: 08/03/2026)

		Total	Increase / Decrease	Solved Crime Rate
	Crime	14930	-2435	16%
	Domestic Abuse	2024	-201	8%
	Residential Burglary	337	+37	9%
	Violence with Injury	1405	-256	13%
	Knife Enabled Crime (SIPO)	164	+14	19%
	Sexual Offences	616	-45	9%
	Shoplifting	2277	-329	28%



# Tackling Retail Crime and Supporting Businesses Across Reading

- **High Visibility, Proactive, Partnership-led approach** to retail crime, strengthened by dedicated uplifted resources and strong relationships with local stores.
- **Significant results**, including a 42% reduction in shoplifting in the town centre and high charge rates across the wider policing area.
- **Targeting both prolific offenders and organised groups**, leading to arrests, prison sentences, and safer working environments for retail staff.
- **Improved reporting and evidence capture** through streamlined processes and initiatives like Operation Red Pill, alongside longer-term solutions such as supporting addiction-focused interventions.



# Western Elms Avenue (Oxford Road)

**Targeted action to disrupt exploitation and improve safety.**

- **Enhanced Visibility and Targeted patrol**, increasing visible Police & PCSO presence in a wider geographic area based on data.
- **Op Ruffle: monthly enforcement and safeguarding**, targeting exploiters and sex buyers while supporting vulnerable sex workers & strong partnership meeting (SWAG)
- **Strengthened partnership approach**, joint patrols with CGL, and target hardening with the Council and land agents.
- **Specialist tools and targeted activity**, including mobile CCTV, civil orders, and deployment of the facial recognition van to reduce harm and build community confidence



# Focused Policing and Partnership Activity in Southcote and Coronation Square

e

- **High-visibility patrols:** Regular targeted patrols to deter anti-social behaviour, reassure residents and respond quickly to concerns.
- **Joint problem-solving:** Working with RBC, housing providers and local organisations to tackle youth ASB, environmental crime and persistent hotspots.
- **Targeted enforcement:** Intelligence-led operations against those involved in drug activity, violence & repeat offending, supported by proactive stop-searches & warrants. £100,000 worth of e-bikes seized.
- **Community engagement and early intervention:** Working with residents, schools and youth services to build trust, improve reporting and support early intervention that diverts young people from exploitation and offending

# Questions